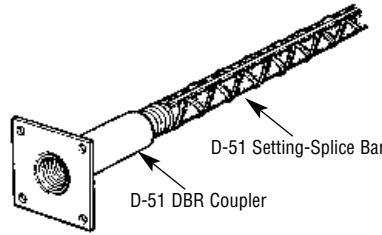


D-50 DBR Coupler System

The DBR Couplers and DBR Setting/Splice Bars are simple, easy to use and familiar to all construction workers. The coupler is fastened to the formwork by nails, screws or a NC threaded bolt of proper diameter and length. The D-50 DBR Coupler splice meets or exceeds codes requiring 125% fy.

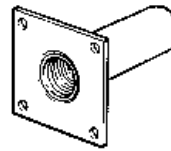


Bar Size Designation	Thread Data	O.D. x Length
#4 [#13]	1/2"-13 NC	3/4"x1-7/8"
#5 [#16]	5/8"-11 NC	7/8"x2"
#6 [#19]	3/4"-10 NC	1-1/16"x2-3/8"
#7 [#22]	7/8"-9 NC	1-1/4"x2-3/4"
#8 [#25]	1"-8 NC	1-3/8"x3-1/8"
#9 [#29]	1-1/8"-8 UN	1-5/8"x3-5/8"
#10 [#32]	1-1/4"-8 UN	1-3/4" x 4-1/8"
#11 [#36]	1-3/8"-8 UN	1-15/16"x4-3/8"

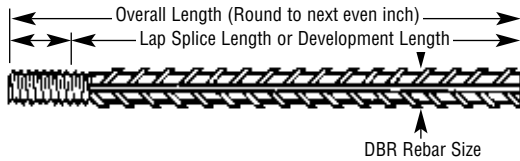
Note: Threads on #9, #10 and #11 couplers are UN not NC.

D-50 DBR Coupler and DBR Setting/Splice Bars

The DBR Couplers is fabricated from high quality steel satisfying ASTM A-108 and is tested in accordance with ACI, AASHTO and ASTM standards. DBR Couplers accommodate rebar sizes #4 through #11 and have an internal positive stop to ensure proper thread engagement. Refer to tables for additional specifications.



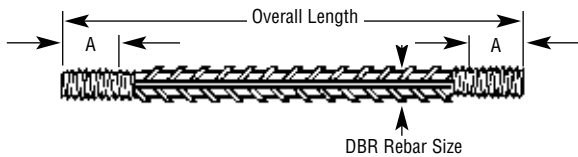
D-51 DBR Straight Bar Threaded One End



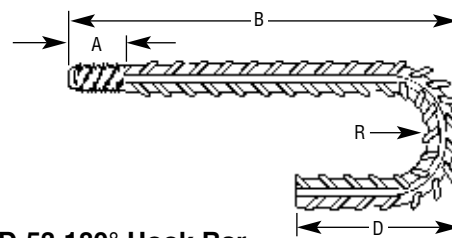
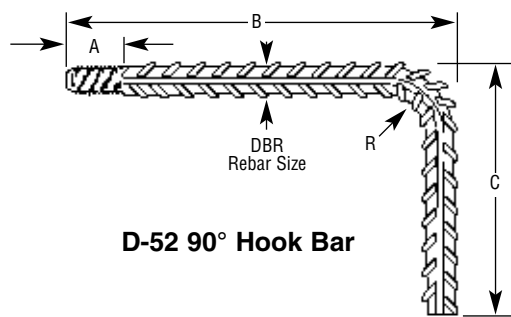
Rebar Size	Thread Data	A Thread Engagement	Cap Color Code
#4 [#13]	1/2"-13 NC	3/4"	Clear
#5 [#16]	5/8"-11 NC	7/8"	Red
#6 [#19]	3/4"-10 NC	1-1/16"	Orange
#7 [#22]	7/8"-9 NC	1-1/4"	Blue
#8 [#25]	1"-8 NC	1-7/16"	Green
#9 [#29]	1-1/8"-8 UN	1-11/16"	Red
#10 [#32]	1-1/4"-8 UN	1-15/16"	Orange
#11 [#36]	1-3/8"-8 UN	2-1/16"	Green

Note: Color coded removable plastic caps protect threads during shipment. D-51 overall length is required length less one half of coupler length. D-54 overall length is required length less coupler length minus 5/16".

D-54 DBR Straight Bar Threaded Both Ends



D-52 DBR 90° Hook Bar and D-53 180° Hook Bar Threaded One End



Rebar Size	Thread Data	A Thread Engagement	B* Standard For D-52	B Standard For D-53	D Standard For D-53	R Standard	Cap Color Code
#4 [#13]	1/2"-13 NC	3/4"	4-1/2"	9-3/4"	4-1/2"	1-1/2"	Clear
#5 [#16]	5/8"-11 NC	7/8"	5-1/2"	12"	5"	1-7/8"	Red
#6 [#19]	3/4"-10 NC	1-1/16"	7"	23"	6"	2-1/4"	Orange
#7 [#22]	7/8"-9 NC	1-1/4"	8"	24"	7"	2-5/8"	Blue
#8 [#25]	1"-8 NC	1-7/16"	9"	25"	8"	3"	Green
#9 [#29]	1-1/8"-8 UN	1-11/16"	11"	31"	10-3/8"	4-3/4"	Red
#10 [#32]	1-1/4"-8 UN	1-15/16"	12"	32"	11-5/8"	5-3/8"	Orange
#11 [#36]	1-3/8"-8 UN	2-1/16"	14"	33"	12-7/8"	6"	Green

Note: Color coded removable plastic caps protect threads during shipment. *Based on "R" minimum as shown. Standard dimensions are to CRSI standard by pin size.