

A-81 Jahn "A" Bracket

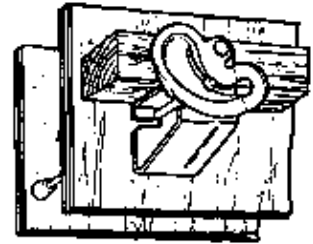
Dayton/Richmond A-81 Jahn "A" Bracket is fabricated from high strength steel with a cad plated eccentric and painted body. The 5/8" take-up of the eccentric compensates for minor lumber variations in thickness. The A-81 bracket can be utilized to hold a single horizontal wale or a single vertical stud with any type of wall form; round, curved, battered, beam and/or columns.

The A-81 bracket can be installed before or after the wales have been positioned. The slots in the bracket allow it to slip over the snap tie end without laborious threading through holes. When properly installed, the A-81 bracket will not loosen from internal vibration of the concrete. Pressure from the bracket is against the 2x4 instead of the plywood.

The A-81 bracket uses 4-3/4" L&W snap ties, is easy to install and strip, requires no nailing and is very fast.



A-81 Jahn "A" Bracket




A-82 Jahn "C" Bracket

Dayton/Richmond A-82 Jahn "C" Bracket is designed for use with single 2x4 studs, double 2x4 wales and 8-1/4" L&W snap ties to attach vertical strongbacks to the form. The bracket eccentric compensates for lumber size imperfections. The A-82 bracket can also be used with double wales to support a horizontal plywood joint.



A-82 Jahn "C" Bracket

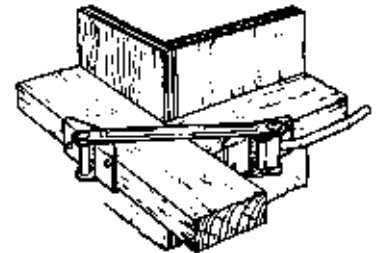


A-83 Jahn Cornerlock

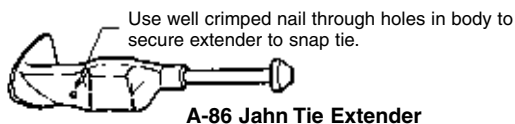
Dayton/Richmond A-83 Jahn Cornerlock is used at outside corners to secure the 2x4 walers. Nail holes are provided for secure attachment and grips on the underside provide a positive non-slip action. The cam action of the locking handle draws the wales together. No special tools are required for installation or stripping.



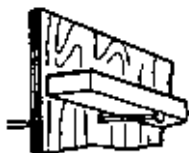
A-83 Jahn Cornerlock



A-86 Jahn Tie Extender



Dayton/Richmond Jahn Tie Extender is designed to convert 4-3/4" L&W (short) snap ties into 8-1/4" L&W (long) snap ties. The A-86 tie extender allows vertical strongbacks to be added anywhere on the wall form. Mixed length snap tie orders are eliminated so short L&W snap ties can be ordered for the entire job.



**2,250 lbs.
Safe Working Load**

SWL provides a factor of safety of approximately 2 to 1.